



35030 Detroit Road • Avon, Ohio 44011-1099 • (440) 937-5740 • FAX (440) 937-5937 • www.cityofavon.com
Brian Bruce, Superintendent of Utilities

DEDUCT METER APPLICATION

What will the second meter be used for?

_____ Outside faucets only (Garage spigots prohibited)

_____ Outside faucets & In-ground sprinkler system

(Per City Ordinance #117-89 and State Ordinance #3745-95-04, you must install a **Pressure Vacuum Breaker ASSE #1020 OR a Reduced Pressure ASSE #1013** on your system.)

Please choose a meter size:

Meter Choice	Size	Meter Cost	Tap In Fee	TOTAL COST
	$\frac{3}{4}$ "	\$342.50	\$250.00	\$592.50
	1"	\$435.00	\$250.00	\$685.00
	1-1/2"	\$811.50	\$250.00	\$1061.50
	2"	\$1036.50	\$250.00	\$1286.50

Inspections:

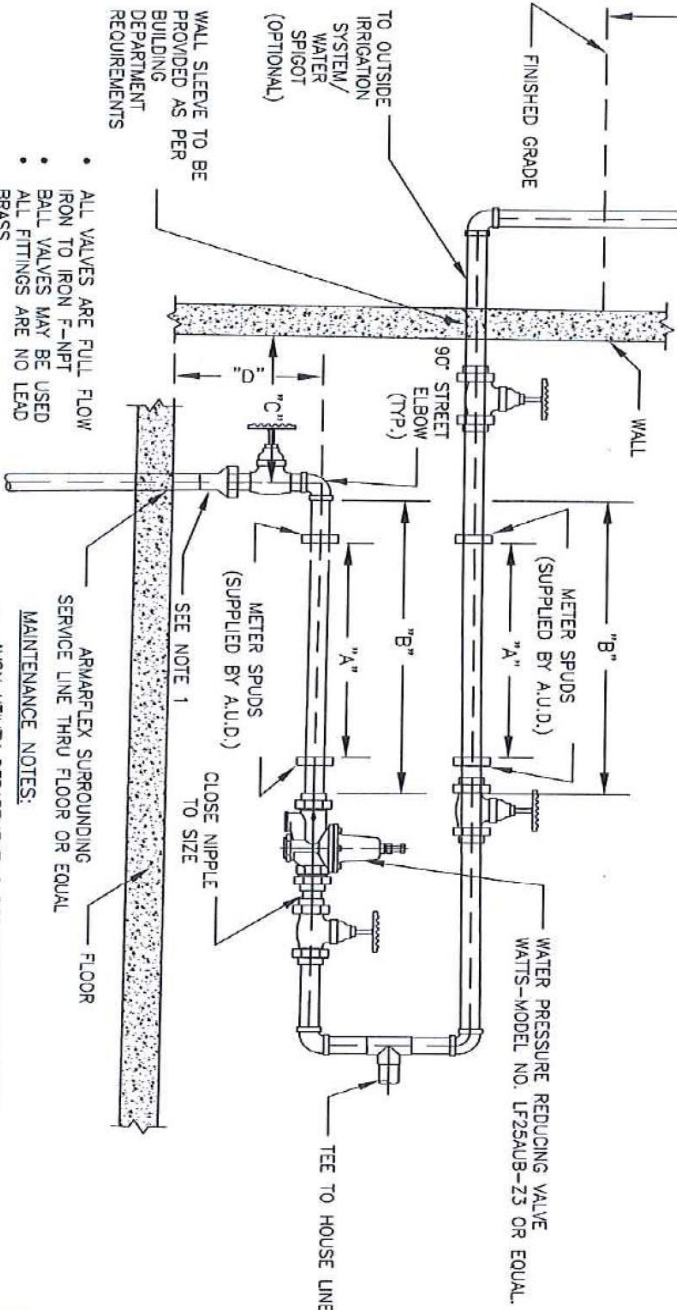
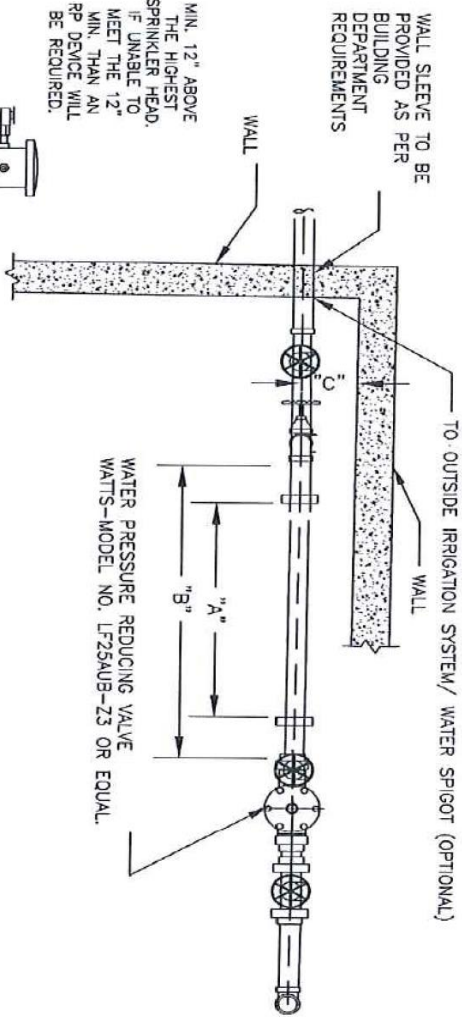
- Condo & Townhome installations can be complicated please call Utilities Dept for assistance.
- Call **440-937-5740** (at least 24 hours in advance) for meter installation & inspection. (Please note: all plumbing must be complete with meter spuds installed prior to scheduling an appointment.)
- All **backflow devices** must be tested upon installation and then every year by June 30th.

Resident Name: _____ Phone: _____

Address: _____ Email: _____

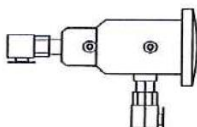
Contractor Name: _____ Phone: _____

Receipt #: _____ Date Paid: _____ Tap #: _____



- ALL VALVES ARE FULL FLOW IRON TO IRON F-NPT
- BALL VALVES MAY BE USED
- ALL FITTINGS ARE NO LEAD BRASS.
- OUTLET SIDE OF SETTING MUST BE SECURED TO WALL OR FLOOR.
- ARMARFLEX SURROUNDING SERVICE LINE THRU FLOOR OR EQUAL
- AVON UTILITY DEPARTMENT IS RESPONSIBLE FOR METER GASKETS AND METER MAINTENANCE. HOME OWNER IS RESPONSIBLE FOR ALL OTHER APURTENANCES.

- NOTES:**
1. FOR COPPER SERVICE: USE COPPER TO IRON FLARE TO M-NPT. FOR PLASTIC SERVICE: FOLLOW MANUFACTURES GUIDE TO TRANSITION FROM PLASTIC WITH A BRASS COMPRESSION FITTING. (F2080) WITH STAINLESS STEEL INSERT.
 2. ALL INSTALLATIONS MUST COMPLY WITH PUBLISHED RULES AND REGULATIONS
 3. INSIDE METER ASSEMBLY TO BE ACCESSIBLE AT ALL TIMES
 4. NO SEWER CHARGE FOR SECOND METER; WATER CHARGE ONLY.



THE PRESSURE VACUUM BREAKER IS DESIGNED TO PREVENT BACK SIPHONAGE INTO THE POTABLE WATER SUPPLY. IT CONTAINS A SPRING LOADED CHECK VALVE TO PREVENT A BACKFLOW OF NON-POTABLE WATER AND FLOAT VALVE WHICH OPENS TO ADMIT AIR WHEN BACK SIPHONAGE CONDITIONS EXIST. IT IS INTENDED FOR CONTINUOUS LINE PRESSURE APPLICATIONS WHICH MAY INCORPORATE DOWNSTREAM SHUT-OFF VALVES, BUT SHOULD NOT BE INSTALLED WHERE IT WOULD BE SUBJECT TO BACKPRESSURE. THE CORROSION RESISTANT CAST BRONZE BODY PLUS STAINLESS STEEL SPRINGS, SCREWS, AND PATENTED SILICONE RUBBER UPPER DISC, ASSURES CONTINUED PERFORMANCE UNDER PRESSURE.

WILKINS MODEL 720A OR EQUAL TO BE USED, ASS# #1020 (OUTSIDE)

METER SIZE	A	B	C	D
3/4"	7-3/4"	12-1/2"	6" MIN 12" MAX	24" MIN 36" MAX
1"	10-3/4"	16"	6" MIN 12" MAX	24" MIN 36" MAX

CITY OF AVON CONSTRUCTION STANDARDS AND SPECIFICATIONS

SEWER DUCT METER DETAILS	ADOPTION ORDINANCE	DATE
STANDARD CONSTRUCTION DRAWING W-22		2/2019